

B S R & Co. LLP

Chartered Accountants

Maruthi Info-Tech Centre
11-12/1 Inner Ring Road
Koramangala
Bangalore 560 071 India

Telephone: + 91 80 3980 6000
Fax: + 91 80 3980 6999

Review report to the Board of Directors of Dynamatic Technologies Limited

1. We have reviewed the accompanying statement of consolidated unaudited financial results ("the Statement") of Dynamatic Technologies Limited ("the Company") its subsidiaries and an associate as detailed in note 1 of the Statement, (collectively referred to as 'Dynamatic Group') for the quarter and six months ended 30 September 2015, attached herewith, being submitted by the Company pursuant to the requirement of Clause 41 of the Listing Agreement issued by the Securities and Exchange Board of India ("Listing Agreement") except for the disclosures regarding 'Public Shareholding' and 'Promoters and Promoter Group Shareholding' which have been traced from disclosures made by the Management and have not been reviewed by us. This Statement is the responsibility of the Company's Management and has been approved by the Board of Directors in their meeting held on 14 November 2015. Our responsibility is to issue a report on this Statement based on our review.
2. We conducted our review in accordance with the Standard on Review Engagements ('SRE') 2410, "Review of Interim Financial Information Performed by the Independent Auditor of the Entity", issued by the Institute of Chartered Accountants of India. This Standard requires that we plan and perform the review to obtain moderate assurance as to whether the Statement is free of material misstatement. A review is limited primarily to inquiries of Company personnel and analytical procedures applied to financial data and thus provides less assurance than an audit. We have not performed an audit and accordingly, we do not express an audit opinion.
3. We did not review the unaudited financial results of certain subsidiaries and an associate which have been incorporated in the Statement. These subsidiaries and the associate account for 40.44% of the total assets as at 30 September 2015 and 69.89% and 71.22% of aggregate of total income from operations (net) and other income as shown in the Statement for the quarter and six months ended 30 September 2015 respectively. Of the above:
 - a) The unaudited financial results of some of the subsidiaries incorporated outside India as drawn up in accordance with the generally accepted accounting principles of the respective countries ('the local GAAP') have been reviewed by other auditors duly qualified to act as auditors in those countries. These subsidiaries account for 39.84% of total assets as at 30 September 2015 and 69.89% and 71.22% of aggregate of total income from operations (net) and other income for the quarter and six month ended 30 September 2015 respectively, as shown in the Statement. For the purposes of preparation of the Statement, the aforesaid local GAAP financial results have been restated by the Management of the said entities so that they conform to the generally accepted accounting principles in India. This has been done on the basis of a reporting package prepared by the Company which covers accounting and disclosure requirements applicable to the Statement under the generally accepted accounting principles in India. The reporting packages made for this purpose have been reviewed by other auditors and reports of those other auditors have been furnished to us. Our opinion on the Statement, insofar as it relates to these entities, is based solely on the aforesaid review reports of those other auditors.



- b) The unaudited financial results of certain subsidiaries and an associate have not been subjected to review either by us or other auditors, and therefore, the unaudited financial results for the quarter and six months period ended 30 September 2015 of these entities have been furnished to us by the Management. These subsidiaries and the associate account for 0.60 % of the total assets as at 30 September 2015, as shown in the Statement, and therefore, are not material to the Statement, either individually or in aggregate.
4. Based on our review conducted as explained in paragraphs 1 and 2 and on consideration of reports of other auditors explained in the paragraph 3 above, nothing has come to our attention that causes us to believe that the accompanying Statement for the quarter and six months ended 30 September 2015, prepared in accordance with applicable Accounting Standards and other recognised accounting practices and policies, has not disclosed the information required to be disclosed in terms of Clause 41 of the Listing Agreement, including the manner in which it is to be disclosed, or that it contains any material misstatement.

for B S R & Co. LLP

Chartered Accountants

Firm registration number: 101248W/W-100022



Sunil Gaggar

Partner

Membership number: 104315

Place: Bangalore

Date: 14 November 2015

DYNAMATIC TECHNOLOGIES LIMITED
DYNAMATIC PARK, PEENYA, BANGALORE-560 058, INDIA
Unaudited consolidated financial results for the quarter and six months ended 30 September 2015

PART I

(Rs in lacs, except as otherwise stated)

Sl. No.	Particulars	Quarter ended			Year to date figures for the period ended		Year ended
		30 September 2015 Unaudited	30 June 2015 Unaudited	30 September 2014 Unaudited	30 September 2015 Unaudited	30 September 2014 Unaudited	31 March 2015 Audited
1	Income from operations						
	a) Net sales/income from operations (net of excise duty)	36,701.89	36,913.95	42,702.17	73,615.84	84,872.10	161,147.00
	b) Other operating income	334.31	365.11	487.86	699.42	814.24	1,735.65
	Total income from operations (net)	37,036.20	37,279.06	43,190.03	74,315.26	85,686.34	162,882.65
2	Expenses						
	a) Cost of materials consumed	20,136.30	21,796.72	25,321.90	41,933.02	49,728.44	94,581.20
	b) Changes in inventories of finished goods and work-in-progress	91.36	(287.25)	8.67	(195.89)	143.95	(1,245.39)
	c) Employee benefits expense	5,423.88	5,488.76	6,115.74	10,912.64	12,074.31	23,597.67
	d) Depreciation and amortisation expense	1,302.90	1,291.73	1,274.21	2,594.63	2,493.83	5,090.70
	e) Other expenses	8,003.99	7,833.63	8,003.03	15,837.62	15,368.96	30,842.05
	Total expenses	34,958.43	36,123.59	40,723.55	71,082.02	79,809.49	152,866.23
3	Profit from operations before other income, finance costs and exceptional items (1 - 2)	2,077.77	1,155.47	2,466.48	3,233.24	5,876.85	10,016.42
4	Other income	58.32	113.80	105.46	172.12	218.44	1,061.73
5	Profit from ordinary activities before finance costs and exceptional items (3 + 4)	2,136.09	1,269.27	2,571.94	3,405.36	6,095.29	11,078.15
6	Finance costs	1,818.49	1,933.67	2,128.46	3,752.16	4,264.68	7,994.76
7	Profit / (Loss) from ordinary activities after finance costs but before exceptional items (5 - 6)	317.60	(664.40)	443.48	(346.80)	1,830.61	3,083.39
8	Exceptional items income (refer note 4)			4,164.06		1,908.51	1,908.51
9	Profit / (Loss) from ordinary activities before tax (7 - 8)	317.60	(664.40)	4,607.54	(346.80)	3,739.12	4,991.90
10	Tax expense, net	286.07	306.46	1,202.99	592.53	1,435.99	2,127.25
11	Net profit / (loss) for the period / year (9 - 10)	31.53	(970.86)	3,404.55	(939.33)	2,303.13	2,864.65
12	Paid-up equity share capital (face value of Rs 10 each)	634.14	634.14	604.14	634.14	604.14	634.14
13	Reserves (excluding revaluation reserve)						24,059
14	Earnings per share (not annualised)						
	Basic (Rs)	0.50	(15.31)	56.75	(14.81)	39.68	47.28
	Diluted (Rs)	0.50	(15.31)	56.75	(14.81)	39.68	47.28

PART II

Select Information for the quarter and six months ended 30 September 2015


Sl. No.	Particulars	Quarter ended			Year to date figures for the period ended		Year ended
		30 September 2015	30 June 2015	30 September 2014	30 September 2015	30 September 2014	31 March 2015
1	PARTICULARS OF SHAREHOLDING						
	Public shareholding						
	Number of shares	3,099,198	3,099,198	2,794,198	3,099,198	2,794,198	3,099,198
	Percentage of shareholding	48.87%	48.87%	46.25%	48.87%	46.25%	48.87%
2	Promoters and promoter group shareholding						
	a) Pledged/Encumbered						
	- Number of shares	530,000	532,500	450,000	530,000	450,000	532,500
	- Percentage of shares (as a % of the total shareholding of promoters and promoter group)	16.35%	16.42%	13.86%	16.35%	13.86%	16.42%
	- Percentage of shares (as a % of the total share capital of the company)	8.36%	8.40%	7.45%	8.36%	7.45%	8.40%
	b) Non-encumbered						
	- Number of shares	2,712,245	2,709,745	2,797,245	2,712,245	2,797,245	2,709,745
	- Percentage of shares (as a % of the total shareholding of promoters and promoter group)	83.65%	83.58%	86.14%	83.65%	86.14%	83.58%
	- Percentage of shares (as a % of the total share capital of the company)	42.77%	42.73%	46.30%	42.77%	46.30%	42.73%



Segmental reporting:

(Rs in lacs, except as otherwise stated)

	Particulars	Quarter ended			Year to date figures for the period ended		Year ended
		30 September 2015 Unaudited	30 June 2015 Unaudited	30 September 2014 Unaudited	30 September 2015 Unaudited	30 September 2014 Unaudited	31 March 2015 Audited
1	Segment revenue						
	a) Hydraulics	6,917.24	6,156.66	8,160.67	13,073.90	15,971.53	29,182.17
	b) Aerospace and Defence	6,521.90	5,976.70	6,859.97	12,498.60	12,732.34	26,019.78
	c) Automotive and Aluminium castings	23,552.64	25,099.23	28,132.40	48,651.87	56,886.09	107,498.27
	d) Others	44.42	46.47	36.99	90.89	96.38	182.43
	Income from operations (net)	37,036.20	37,279.06	43,190.03	74,315.26	85,686.34	162,882.65
2	Segment results (profit before tax and interest from each segment)						
	a) Hydraulics	688.26	349.97	836.47	1,038.23	1,533.59	2,769.85
	b) Aerospace and Defence	1,431.38	1,132.35	1,391.01	2,563.73	2,544.16	5,402.96
	c) Automotive and Aluminium castings	152.70	(27.19)	183.59	125.51	1,683.55	2,336.37
	d) Others	(194.57)	(299.66)	55.41	(494.23)	115.55	(492.76)
	Total	2,077.77	1,155.47	2,466.48	3,233.24	5,876.85	10,016.42
	Unallocable						
	- Interest	1,818.49	1,933.67	2,128.46	3,752.16	4,264.68	7,994.76
	- Exceptional income (refer note 4)	-	-	4,164.06	-	1,908.51	1,908.51
	- Other income	(58.32)	(113.80)	(105.46)	(172.12)	(218.44)	(1,061.73)
	Profit / (Loss) before tax	317.60	(664.40)	4,607.54	(346.80)	3,739.12	4,991.90
3	Segment capital employed (Segment assets - segment liabilities)						
	a) Hydraulics	7,381.79	7,371.70	7,061.71	7,381.79	7,061.71	7,955.72
	b) Aerospace and Defence	26,485.06	24,752.46	21,393.17	26,485.06	21,393.17	22,370.42
	c) Automotive and Aluminium castings	24,591.27	21,869.68	24,412.97	24,591.27	24,412.97	19,904.97
	d) Others	4,787.55	5,545.82	5,987.14	4,787.55	5,987.14	4,873.55
	Total	63,245.67	59,539.66	58,854.99	63,245.67	58,854.99	55,104.66
	Unallocated	1,122.34	1,283.34	(6,605.39)	1,122.34	(6,605.39)	(3,319.57)
	Total	64,368.01	60,823.00	52,249.60	64,368.01	52,249.60	51,785.09




DYNAMATIC TECHNOLOGIES LIMITED

DYNAMATIC PARK, PEENYA, BANGALORE-560 058, INDIA

Disclosure of Consolidated Balance Sheet Items as per Clause 41 (V)(h) of Listing Agreement

(Rs in lacs, except as otherwise stated)

Particulars	As at	
	30 September 2015 (Unaudited)	31 March 2015 (Audited)
Equity and liabilities		
Shareholders' funds		
Share capital	634	634
Reserves and surplus	23,967	24,531
	24,601	25,165
Minority Interest	-	36
Non-current liabilities		
Long-term borrowings	39,767	26,584
Deferred tax liabilities (net)	2,822	2,757
Other long-term liabilities	315	295
Long-term provisions	673	679
	43,577	30,315
Current liabilities		
Short-term borrowings	9,559	13,974
Trade payables	19,066	27,434
Other current liabilities	15,807	15,801
Short-term provisions	2,506	2,255
	46,938	59,464
Total	115,116	114,980
Assets		
Non current assets		
Goodwill	9,498	8,789
	9,498	8,789
Fixed assets		
- Tangible fixed assets	52,105	53,546
- Intangible fixed assets	1,792	2,019
- Capital work in progress	2,954	435
	56,851	56,000
Non-current investments	1	1
Long-term loans and advances	2,232	2,419
Other non-current assets	1,393	1,611
	3,626	4,031
Current assets		
Inventories	25,039	22,715
Trade receivables	10,489	11,308
Cash and bank balances	4,316	7,613
Short-term loan and advances	3,504	3,140
Other current assets	1,793	1,384
	45,141	46,160
Total	115,116	114,980




NOTES:

1. The above results of Dynamitic Technologies Limited ("the Company"), its subsidiaries and an associate, as listed below, (collectively known as "the Group") are prepared in accordance with requirements of the Accounting Standard AS 21 "Consolidated Financial Statements" prescribed by Companies (Accounting Standards) Rules, 2006 (as amended).

Sl. no.	Name of the entity	Subsidiaries/Associate	Country of incorporation	Effective group shareholding %
1	JKM Erla Automotive Limited	Subsidiary	India	99.99
2	JKM Ferrotech Limited	Subsidiary	India	99.99
3	JKM Research Farm Limited	Subsidiary	India	99.99
4	JKM Global Pte Limited	Subsidiary	Singapore	100
5	Dynamatic Limited	Subsidiary	United Kingdom	100
6	Yew Tree Investments Limited	Subsidiary	United Kingdom	100
7	JKM Erla Holdings GmbH	Subsidiary	Germany	100
8	Eisenwerk Erla GmbH	Subsidiary	Germany	100
9	Harasfera Design Private Limited	Associate	India	50

2. The above results were reviewed by the Audit Committee and thereafter approved by the Board of Directors in their meetings held on 14 November 2015 and have undergone a "Limited Review" by the Statutory Auditors of the Company. The review report of the Statutory Auditors is being filed with the Bombay Stock Exchange and the National Stock Exchange and is also available on the Company's website at www.dynamatics.com.
3. Pursuant to the provisions of the Listing Agreement, the Management has decided to publish consolidated financial results in the newspapers. However, the standalone financial results will be made available on the Company's website at www.dynamatics.com and also on the websites of BSE (www.bseindia.com) and NSE (www.nseindia.com).




4. Exceptional item for the quarter ended 30 September 2014 represents profit on sale of one of its assets (Land, Buildings and other structures at Dynamatic Park, Peenya, hereinafter referred to as "Peenya Property"). The Company entered into a "Deed of Conveyance and Absolute Sale" ("Sale deed") dated 22 August 2014 with M/s Raised on Denim India and Karnataka Texspares and Steel Profiles Private Limited (collectively known as "Purchasers") towards the sale of Peenya Property at a gross consideration of Rs 7,000 lacs. The related written down value of the aforesaid asset as at the date of sale was Rs 2,830 lacs. Upon the execution of Sale deed and corresponding sale of the Peenya Property on 22 August 2014, the Company credited Rs 4,164 lacs (after netting off selling expenses of Rs 160 lacs and adjusting Revaluation Reserve of Rs 154 lacs) to the statement of profit and loss. The aforesaid asset is leased back to the Company for a lock in period of eight years with an option to continue the same for a further period of two years. The Company does not have any obligation to buy back the Peenya Property at the end of the lease term.

Further, during the six month ended 30 September 2014 and the year ended 31 March 2015, the Group had carried out a deleverage exercise and had prepaid certain loans to the banks and other parties in the books of the Company as well as in its subsidiaries. As a part of this deleverage exercise and repayment of loans the Group had incurred various charges such as redemption premium to banks, prepayment penalty, swap cancellation, upfront fees etc aggregating Rs 2,255 lacs which is included in exceptional items.

5. Information of standalone unaudited financial results of the Company in terms of Clause 41 (VI) (b) of the Listing Agreement is as under:

(Rs. in lacs)

Particulars	Quarter ended			Six months ended		Year ended
	30 September 2015	30 June 2015	30 September 2014	30 September 2015	30 September 2014	31 March 2015
	Unaudited	Unaudited	Unaudited	Unaudited	Unaudited	Audited
Total income from operations, net	10,672.19	10,168.96	12,577.47	29,841.15	23,706.15	45,652.78
(Loss) / Profit before tax and exceptional items	(257.60)	(1,018.93)	17.19	(1,276.53)	(179.11)	(741.27)
(Loss) / Profit after tax and exceptional items	(257.60)	(1,018.93)	3,316.25	(1,276.53)	2,674.93	2,104.75



6. Status of investor complaints for the quarter ended 30 September 2015:

Particulars	Opening	Received	Resolved	Pending
Number of Complaints	-	-	-	-

7. Previous period/ year figures have been reclassified to conform with current period presentation, where applicable.

For and on behalf of the Board of Directors



Vijai Kapur

Chairman

Dynamic Technologies Limited

Place: Bangalore

Date: 14 November 2015