



16<sup>th</sup> April, 2018

1. The Secretary  
Bombay Stock Exchange Limited  
Phiroze Jeejeebhoy Towers  
Dalal Street  
MUMBAI 400 001.  
Fax No. 022 - 2272 3121 / 3719 / 2037 / 2039 / 2041 / 2061
2. The Secretary  
National Stock Exchange of India Limited  
"Exchange Plaza"  
Bandra-Kurla Complex  
Bandra East  
MUMBAI 400 051.  
Fax No.022 – 26598237 / 38 / 26598346

**Sub: Statutory returns as at 31<sup>st</sup> March 2018.**  
**Ref: Scrip Code: 505242 / DYNAMATECH**

Dear Sir / Madam,

Please find enclosed the following statutory returns as at **31<sup>st</sup> March, 2018:**

1. Shareholding Pattern under Regulation 31 (1) (b) of the SEBI (LODR) Regulations, 2015.
2. Reconciliation of Share Capital Audit Report under Regulation 55A of SEBI (Depositories & Participants) Regulations, 1996.
3. Statement of Complaints from the investors of the Company under Regulation 13 (3) of the SEBI (LODR) Regulations, 2015.
4. Compliance certificates for the half year ended September 30, 2017 under Regulation 7(3) of the SEBI (LODR) Regulations, 2015.
5. Certificate under Regulation 40 (10) of the SEBI (LODR) Regulations, 2015.

Please acknowledge.

Thanking you,

Yours sincerely,  
For **Dynamatic Technologies Limited**

**Naveen Chandra P**  
**Head Legal, Compliance & Company Secretary**

Enclosure as above

Format of Holding of Specified securities

1. Name of Listed Entity: **DYNAMATIC TECHNOLOGIES LIMITED**
2. Scrip Code/Name of Scrip/Class of Security: **BSE:505242, NSE: DYNAMATECH, EQUITY SHARES**
3. Share Holding Pattern Filed under: **Reg.31(1)(b)**
  - a. if under 31(1)(b) then indicate the report for quarter ending **31/03/2018**
  - b. if under 31(1)(c) then indicate date of allotment/extinguishment **NA**

4. Declaration : The Listed entity is required to submit the following declaration to the extent of submission of information:

| Particulars   | YES / NO * |
|---|------------|
| a. Whether the Listed Entity has issued any partly paid up shares                         | No         |
| b. Whether the Listed Entity has issued any Convertible Securities or Warrants?           | No         |
| c. Whether the Listed Entity has any shares against which depository receipts are issued? | No         |
| d. Whether the Listed Entity has any shares in locked-in?                                 | No         |
| e. Whether any shares held by promoters are pledge or otherwise encumbered?               | Yes        |

\*if the Listed Entity selects the option 'NO' for the questions above, the columns for the partly paid up shares, Outstanding Convertible Securities/Warrants, depository receipts, locked-in shares, No of shares pledged or otherwise encumbered by promoters, as applicable, shall not be displayed at the time of dissemination on the Stock Exchange website. Also wherever there is 'No' declared by Listed entity in above table the values will be considered as 'Zero' by default on submission of the format of holding of specified securities.

5 The tabular format for disclosure of holding of specified securities is as follows:


For **Dynamatic Technologies Limited**  
  
 Naveen Chandra. P  
 Head-Legal, Compliance & Company Secretary

Table I - Summary Statement holding of specified securities

| Category                             | No of Shareholders | No of fully paid up equity shares held | No of Partly paid-up equity shares held | No of Shares Underlying Depository Receipts | Total No of Shares Held (IV)+(V)+(VI) (As a % of (A+B+C2)) | Shareholding as a % of total shares (As a % of (A+B+C2)) | Number of Voting Rights held in each class of securities |                |               | Total as a % of (A+B+C) | No of Shares Underlying convertible securities (Including Warrants) | Shareholding as a % assuming full conversion of convertible Securities (as a percentage of diluted share capital) | Number of Locked in Shares |                             | Number of Shares pledged or otherwise encumbered | Number of equity shares held in dematerialized form |
|--------------------------------------|--------------------|--|---|---|--|--|--|----------------|---------------|-------------------------|---|---|----------------------------|-----------------------------|--|---|
|                                      |                    |  |   |   |  |  | Class X  | Class Y        | Total         |                         |   |   | No.                        | As a % of total Shares held |  |   |
| (i)                                  | (ii)               | (iii)                                  | (iv)                                    | (v)   | (vi)   | (vii)  | (ix)   |                |               | (x)                     | (xi)  | (xii)   | (xiii)                     | (xiv)                       |  |   |
| (A) Promoter & Promoter Group        | 10                 | 3183245                                | 0                                       | 0   | 0  | 3183245  | 0  | 3183245        | 50.20         | 0                       | 50.20   | 0   | 0.00                       | 475500                      | 14.94  | 3183245   |
| (B) Public                           | 9971               | 3158198                                | 0                                       | 0   | 0  | 3158198  | 0  | 3158198        | 49.80         | 0                       | 49.80   | 0   | 0.00                       | NA                          | NA   | 3044685   |
| (C) Non Promoter-Non Public          | 0                  | 0                                      | 0                                       | 0   | 0  | 0  | 0  | 0              | 0.00          | 0                       | 0.00  | 0   | 0.00                       | NA                          | NA   | 0   |
| (C1) Shares underlying DRs           | 0                  | 0                                      | 0                                       | 0   | 0  | 0  | 0  | 0              | 0.00          | 0                       | 0.00  | 0   | 0.00                       | NA                          | NA   | 0   |
| (C2) Shares held by Employees Trusts | 0                  | 0                                      | 0                                       | 0   | 0  | 0  | 0  | 0              | 0.00          | 0                       | 0.00  | 0   | 0.00                       | NA                          | NA   | 0   |
| <b>Total:</b>                        | <b>9981</b>        | <b>6341443</b>                         | <b>0</b>                                | <b>0</b>                                    | <b>0</b>   | <b>6341443</b>   | <b>0</b>   | <b>6341443</b> | <b>100.00</b> | <b>0</b>                | <b>100.00</b>   | <b>0</b>  | <b>0.00</b>                | <b>475500</b>               | <b>7.50</b>                                      | <b>6277950</b>                                      |

For Dynamatic Technologies Limited

Naveen Chandra. P  
Head-Legal, Compliance & Company Secretary

Table II - Statement showing shareholding pattern of the Promoter and Promoter Group

| Category | Category & Name of the Shareholder                              | PAN        | No of Shareholders | No of fully paid up equity shares held | No of Partly paid-up equity shares held | No of Shares Underlying Depository Receipts | Total No of Shares Held (IV+V+VI) | Shareholding as a % of total no of shares (calculated as per SCRR, 1957 (VII) As a % of (A+B+C2) | Number of Voting Rights held in each class of securities |         |         | Total as a % of (A+B+C) | No of Shares Underlying convertible securities (including Warrants) | Shareholding as a % assuming full conversion of convertible securities (as a percentage of diluted share capital) (VII+IX) As a % of (A+B+C2) | Number of Locked in Shares | Number of Shares pledged or otherwise encumbered | As a % of total Shares held | Number of equity shares held in dematerialized form |
|----------|---|------------|--------------------|--|---|---|-----------------------------------|--|--|---------|---------|-------------------------|---|---|----------------------------|--|-----------------------------|---|
|          |   |            |                    |  |   |   |                                   |  | Class X  | Class Y | Total   |                         |   |   |                            |  |                             |   |
|          | (i)   | (ii)       | (iii)              | (iv)                                   | (v)                                     | (vi)  | (vii)                             | (viii)   | (ix)   | (x)     | (xi)    | (xii)                   | (xiii)  | (xiv)   | (xv)                       | (xvi)  | (xvii)                      |   |
| (a)      | Individuals/Hindu undivided Family                              |            |                    |  |   |   |                                   |  |  |         |         |                         |   |   |                            |  |                             |   |
| (b)      | UDAVANT MALHOTRA  | AADRMS2971 | 1                  | 710179                                 | 0                                       | 0   | 710179                            | 11.20  | 710179   | 0       | 710179  | 11.20                   | 0   | 0   | 0                          | 500  | 0.07                        | 710179  |
| (c)      | Central Government/State Government(s)                          |            |                    |  |   |   |                                   |  |  |         |         |                         |   |   |                            |  |                             |   |
| (d)      | Financial Institutions/banks                                    |            |                    |  |   |   |                                   |  |  |         |         |                         |   |   |                            |  |                             |   |
| (e)      | Any Other   |            |                    |  |   |   |                                   |  |  |         |         |                         |   |   |                            |  |                             |   |
| (f)      | BAROTA MALHOTRA   | AASPM5265H | 1                  | 2472066                                | 0                                       | 0   | 2472066                           | 39.00  | 2472066  | 0       | 2472066 | 39.00                   | 0   | 0   | 0                          | 475000   | 6.97                        | 2472066   |
| (g)      | CHRISTINE HODEN (INDIA) PVT LTD                                 | AAACC830G  | 1                  | 4938                                   | 0                                       | 0   | 4938                              | 0.08   | 4938   | 0       | 4938    | 0.08                    | 0   | 0   | 0                          | 0  | 0.00                        | 4938  |
| (h)      | GREENEARTH BIOTECHNOLOGIES LTD                                  | AAACG7461Q | 1                  | 22927                                  | 0                                       | 0   | 22927                             | 0.36   | 22927  | 0       | 22927   | 0.36                    | 0   | 0   | 0                          | 0  | 0.00                        | 22927   |
| (i)      | JKM HOLDINGS PRIVATE LIMITED                                    | AAACJ0841L | 1                  | 912538                                 | 0                                       | 0   | 912538                            | 14.39  | 912538   | 0       | 912538  | 14.39                   | 0   | 0   | 0                          | 180000   | 2.64                        | 912538  |
| (j)      | JKM OFFSHORE INDIA PVT LTD                                      | AAACJ0942K | 1                  | 442071                                 | 0                                       | 0   | 442071                            | 6.97   | 442071   | 0       | 442071  | 6.97                    | 0   | 0   | 0                          | 0  | 0.00                        | 442071  |
| (k)      | PRIMEELA SANITARY PRODUCTS PVT LTD                              | AAACP2124K | 1                  | 100                                    | 0                                       | 0   | 100                               | 0.00   | 100  | 0       | 100     | 0.00                    | 0   | 0   | 0                          | 0  | 0.00                        | 100   |
| (l)      | UDAVANT MALHOTRA AND COMPANY PRIVATE LIMITED                    | AAACU7163R | 1                  | 642011                                 | 0                                       | 0   | 642011                            | 10.12  | 642011   | 0       | 642011  | 10.12                   | 0   | 0   | 0                          | 0  | 0.00                        | 642011  |
| (m)      | VITA PRIVATE LTD  | AAACV3836A | 1                  | 100                                    | 0                                       | 0   | 100                               | 0.00   | 100  | 0       | 100     | 0.00                    | 0   | 0   | 0                          | 0  | 0.00                        | 100   |
| (n)      | WAVELL INVESTMENTS PRIVATE LIMITED                              | AAACW0598C | 1                  | 448281                                 | 0                                       | 0   | 448281                            | 7.07   | 448281   | 0       | 448281  | 7.07                    | 0   | 0   | 0                          | 295000   | 4.26                        | 448281  |
| (o)      | Sub-Total (A)(1)  |            | 10                 | 3183245                                | 0                                       | 0   | 3183245                           | 50.20  | 3183245  | 0       | 3183245 | 50.20                   | 0   | 0   | 0                          | 475500   | 7.41                        | 3183245   |
| (p)      | Foreign   |            |                    |  |   |   |                                   |  |  |         |         |                         |   |   |                            |  |                             |   |
| (q)      | Individuals (Non-Resident Individuals/Foreign Individuals)      |            |                    |  |   |   |                                   |  |  |         |         |                         |   |   |                            |  |                             |   |
| (r)      | Government Institutions   |            |                    |  |   |   |                                   |  |  |         |         |                         |   |   |                            |  |                             |   |
| (s)      | Foreign Portfolio Investor                                      |            |                    |  |   |   |                                   |  |  |         |         |                         |   |   |                            |  |                             |   |
| (t)      | Any Other   |            |                    |  |   |   |                                   |  |  |         |         |                         |   |   |                            |  |                             |   |
| (u)      | Sub-Total (A)(2)  |            | 0                  | 0                                      | 0                                       | 0   | 0                                 | 0.00   | 0  | 0       | 0       | 0.00                    | 0   | 0   | 0                          | 0  | 0.00                        | 0   |
| (v)      | Total Shareholding of Promoter and Promoter Group (A)(1)+(A)(2) |            | 10                 | 3183245                                | 0                                       | 0   | 3183245                           | 50.20  | 3183245  | 0       | 3183245 | 50.20                   | 0   | 0   | 0                          | 475500   | 7.41                        | 3183245   |

For **Dynamalic Technologies Limited**

Naveen Chandra, P  
Head-Legal, Compliance & Company Secretary

Table III - Statement showing shareholding pattern of the Public shareholder

| Category | Category & Name of the Shareholder   | PAN         | No of Shareholders | No of fully paid up equity shares held | No of Partly paid-up equity shares held | No of Shares Underlying Depository Receipts | Total No of Shares held (IV+V+VI) | Shareholding as a % of total no of shares (A+B+C2) | No of Voting Rights |         |       | Total as a % of (A+B+C) | No of Shares Underlying convertible securities (including Warrants) | Shareholding as a % assuming full conversion of convertible securities (as a percentage of diluted share capital) | Number of Locked in Shares | Number of Shares pledged or otherwise encumbered | Number of equity shares held in dematerialized form |
|----------|--|-------------|--------------------|--|---|---|-----------------------------------|--|---------------------|---------|-------|-------------------------|---|---|----------------------------|--|---|
|          |  |             |                    |  |   |   |                                   |  | Class X             | Class Y | Total |                         |   |   |                            |  |   |
|          | (i)  | (ii)        | (iii)              | (iv)                                   | (v)                                     | (vi)  | (vii)                             | (viii)   | (ix)                | (x)     | (xi)  | (xii)                   | (xiii)  | (xiv)   | (xv)                       | (xvi)  |   |
| (1)      | Institutions   |             |                    |  |   |   |                                   |  |                     |         |       |                         |   |   |                            |  |   |
| (a)      | Mutual Funds   |             | 4                  | 687558                                 | 0                                       | 687558                                      | 10.84                             | 687558   | 0                   | 687558  | 10.84 | 0                       | 0.00  | 0   | 0.00                       | NA   | 677055  |
|          | HDFC TRUSTEE COMPANY LIMITED - HDFC TAX SAVER FUND                             | AAATH1809A  | 1                  | 569650                                 | 0                                       | 569650                                      | 8.98                              | 569650   | 0                   | 569650  | 8.98  | 0                       | 0.00  | 0   | 0.00                       | NA   | 569650  |
|          | SBI MAGNUM TANGAIN SCHEME  | AAAT16407Q  | 1                  | 107405                                 | 0                                       | 107405                                      | 1.69                              | 107405   | 0                   | 107405  | 1.69  | 0                       | 0.00  | 0   | 0.00                       | NA   | 107405  |
| (b)      | Venture Capital Funds  |             | 0                  | 0                                      | 0                                       | 0   | 0.00                              | 0  | 0                   | 0       | 0.00  | 0                       | 0.00  | 0   | 0.00                       | NA   | 0   |
| (c)      | Alternate Investment Funds   |             | 0                  | 0                                      | 0                                       | 0   | 0.00                              | 0  | 0                   | 0       | 0.00  | 0                       | 0.00  | 0   | 0.00                       | NA   | 0   |
| (d)      | Foreign Venture Capital Investors  |             | 0                  | 0                                      | 0                                       | 0   | 0.00                              | 0  | 0                   | 0       | 0.00  | 0                       | 0.00  | 0   | 0.00                       | NA   | 0   |
| (e)      | Foreign Portfolio Investors  |             | 14                 | 953927                                 | 0                                       | 953927                                      | 15.04                             | 953927   | 0                   | 953927  | 15.04 | 0                       | 0.00  | 0   | 0.00                       | NA   | 953927  |
|          | GOLDMAN SACHS INDIA LIMITED  | AAJCG280C   | 1                  | 179011                                 | 0                                       | 179011                                      | 2.82                              | 179011   | 0                   | 179011  | 2.82  | 0                       | 0.00  | 0   | 0.00                       | NA   | 179011  |
|          | ALCHEMY INDIA LONG TERM FUND LIMITED   | AAAGCA9396G | 1                  | 111678                                 | 0                                       | 111678                                      | 1.76                              | 111678   | 0                   | 111678  | 1.76  | 0                       | 0.00  | 0   | 0.00                       | NA   | 111678  |
|          | SIAMENA SPECIAL SITUATIONS MAURITIUS   | AAAGCS502Q  | 1                  | 555754                                 | 0                                       | 555754                                      | 8.76                              | 555754   | 0                   | 555754  | 8.76  | 0                       | 0.00  | 0   | 0.00                       | NA   | 555754  |
| (f)      | Financial Institutions/Banks   |             | 5                  | 3383                                   | 0                                       | 3383  | 0.05                              | 3383   | 0                   | 3383    | 0.05  | 0                       | 0.00  | 0   | 0.00                       | NA   | 3383  |
| (g)      | Insurance Companies  |             | 0                  | 0                                      | 0                                       | 0   | 0.00                              | 0  | 0                   | 0       | 0.00  | 0                       | 0.00  | 0   | 0.00                       | NA   | 0   |
| (h)      | Provident Funds/Pension Funds  |             | 0                  | 0                                      | 0                                       | 0   | 0.00                              | 0  | 0                   | 0       | 0.00  | 0                       | 0.00  | 0   | 0.00                       | NA   | 0   |
| (i)      | Any Other  |             | 0                  | 0                                      | 0                                       | 0   | 0.00                              | 0  | 0                   | 0       | 0.00  | 0                       | 0.00  | 0   | 0.00                       | NA   | 0   |
|          | Sub Total (B)(1)   |             | 23                 | 1644868                                | 0                                       | 1644868                                     | 25.94                             | 1644868  | 0                   | 1644868 | 25.94 | 0                       | 0.00  | 0   | 0.00                       | NA   | 1624985   |
| (2)      | Central Government/State Governments/President of India                        |             | 0                  | 0                                      | 0                                       | 0   | 0.00                              | 0  | 0                   | 0       | 0.00  | 0                       | 0.00  | 0   | 0.00                       | NA   | 0   |
|          | Sub Total (B)(2)   |             | 0                  | 0                                      | 0                                       | 0   | 0.00                              | 0  | 0                   | 0       | 0.00  | 0                       | 0.00  | 0   | 0.00                       | NA   | 0   |
| (3)      | Non-institutions   |             |                    |  |   |   |                                   |  |                     |         |       |                         |   |   |                            |  |   |
| (a)      | Individual shareholders holding nominal share capital up to Rs.2 lakhs         |             | 9505               | 951803                                 | 0                                       | 951803                                      | 14.69                             | 951803   | 0                   | 951803  | 14.69 | 0                       | 0.00  | 0   | 0.00                       | NA   | 830943  |
| (b)      | Individual shareholders holding nominal share capital in excess of Rs. 2 lakhs |             | 5                  | 315157                                 | 0                                       | 315157                                      | 4.97                              | 315157   | 0                   | 315157  | 4.97  | 0                       | 0.00  | 0   | 0.00                       | NA   | 315157  |
|          | MUKUL MAHAVIR PRASAD AGRAWAL   | AAFFA4859G  | 1                  | 100000                                 | 0                                       | 100000                                      | 1.58                              | 100000   | 0                   | 100000  | 1.58  | 0                       | 0.00  | 0   | 0.00                       | NA   | 100000  |
|          | LASHIT SANGHVI   | AAHFP56774J | 1                  | 82000                                  | 0                                       | 82000                                       | 1.29                              | 82000  | 0                   | 82000   | 1.29  | 0                       | 0.00  | 0   | 0.00                       | NA   | 82000   |
|          | NEHA SANGHVI   | ABWVPS204P  | 1                  | 82000                                  | 0                                       | 82000                                       | 1.29                              | 82000  | 0                   | 82000   | 1.29  | 0                       | 0.00  | 0   | 0.00                       | NA   | 82000   |
| (b)      | NBFCs Registered with RBI  |             | 2                  | 270                                    | 0                                       | 270   | 0.00                              | 270  | 0                   | 270     | 0.00  | 0                       | 0.00  | 0   | 0.00                       | NA   | 270   |
| (c)      | Employee Trusts  |             | 0                  | 0                                      | 0                                       | 0   | 0.00                              | 0  | 0                   | 0       | 0.00  | 0                       | 0.00  | 0   | 0.00                       | NA   | 0   |
| (d)      | Overseas Depositories (Holding DRs)/Balancing figure)                          |             | 0                  | 0                                      | 0                                       | 0   | 0.00                              | 0  | 0                   | 0       | 0.00  | 0                       | 0.00  | 0   | 0.00                       | NA   | 0   |
| (e)      | Any Other  |             | 0                  | 0                                      | 0                                       | 0   | 0.00                              | 0  | 0                   | 0       | 0.00  | 0                       | 0.00  | 0   | 0.00                       | NA   | 0   |
|          | TRUSTS   |             | 1                  | 3796                                   | 0                                       | 3796  | 0.06                              | 3796   | 0                   | 3796    | 0.06  | 0                       | 0.00  | 0   | 0.00                       | NA   | 3796  |
|          | NON RESIDENT INDIANS   |             | 108                | 12592                                  | 0                                       | 12592                                       | 0.20                              | 12592  | 0                   | 12592   | 0.20  | 0                       | 0.00  | 0   | 0.00                       | NA   | 12592   |
|          | CLEARING MEMBERS   |             | 39                 | 2828                                   | 0                                       | 2828  | 0.04                              | 2828   | 0                   | 2828    | 0.04  | 0                       | 0.00  | 0   | 0.00                       | NA   | 2828  |
|          | NON RESIDENT INDIAN NON REPATRIABLE  |             | 62                 | 16536                                  | 0                                       | 16536                                       | 0.26                              | 16536  | 0                   | 16536   | 0.26  | 0                       | 0.00  | 0   | 0.00                       | NA   | 16536   |
|          | BODIES CORPORATES  |             | 225                | 207424                                 | 0                                       | 207424                                      | 3.27                              | 207424   | 0                   | 207424  | 3.27  | 0                       | 0.00  | 0   | 0.00                       | NA   | 207424  |
|          | I E P F  |             | 1                  | 23424                                  | 0                                       | 23424                                       | 0.37                              | 23424  | 0                   | 23424   | 0.37  | 0                       | 0.00  | 0   | 0.00                       | NA   | 23424   |
|          | Sub Total (B)(3)   |             | 9948               | 1513330                                | 0                                       | 1513330                                     | 23.86                             | 1513330  | 0                   | 1513330 | 23.86 | 0                       | 0.00  | 0   | 0.00                       | NA   | 1400320   |
|          | Total Public Shareholding (B) = (B)(1)+(B)(2)+(B)(3)                           |             | 9971               | 3158198                                | 0                                       | 3158198                                     | 49.80                             | 3158198  | 0                   | 3158198 | 49.80 | 0                       | 0.00  | 0   | 0.00                       | NA   | 3044685   |


For Dynamic Technologies Limited

Navan Chandra, P  
 Head Legal, Compliance & Company Secretary

Table IV - Statement showing shareholding pattern of the Non Promoter - Non Public Shareholder

| Category | Category & Name of the Shareholder   | PAN | No of Shareholders | No of fully paid up equity shares held | No of Partly paid up equity shares held | No of Shares Underlying Depository Receipts | Total No of Shares Held (IV+V+VI) | Shareholding as a % of total no of shares (A+B+C2) | Number of Voting Rights held in each class of securities |         |       | No of Shares Underlying Outstanding convertible securities (Including Warrants) | Shareholding as a % assuming full conversion of convertible Securities (as a percentage of diluted share capital) | Number of Locked in Shares  |        | Number of Shares pledged or otherwise encumbered |     | Number of equity shares held in dematerialized form |                             |
|----------|--|-----|--------------------|--|---|---|-----------------------------------|--|--|---------|-------|---|---|-----------------------------|--------|--|-----|---|-----------------------------|
|          |  |     |                    |  |   |   |                                   |  | No of Voting Rights                                      |         |       |   |   | As a % of total Shares held | No.    | As a % of total Shares held                      | No. |   | As a % of total Shares held |
|          |  |     |                    |  |   |   |                                   |  | Class X  | Class Y | Total |   |   |                             |        |  |     |   |                             |
| (1)      | Custodian/DR Holder  | (B) | (III)              | (IV)                                   | (V)                                     | (VI)  | (VII)                             | (VIII)   |  |         |       | (X)   | (XI)  | (XII)                       | (XIII) | (XIV)  |     |   |                             |
|          | Employee Benefit Trust (under SEBI (Share based Employee Benefit Regulations 2014) |     | 0                  | 0                                      | 0                                       | 0   | 0                                 | 0.00   | 0  | 0       | 0.00  | 0   | 0.00  | 0                           | 0.00   | NA   | 0   | 0   |                             |
| (2)      | Total Non-Promoter-Non Public Shareholding (C) = (C1)+(C2)                         |     | 0                  | 0                                      | 0                                       | 0   | 0                                 | 0.00   | 0  | 0       | 0.00  | 0   | 0.00  | 0                           | 0.00   | NA   | 0   | 0   |                             |

For Dynamatic Technologies Limited




Naveen Chandra.P

Head - Legal, Compliance & Company Secretary

| Details of the shareholders acting as persons in Concert including their Shareholding: |             |              |          |
|--|-------------|--------------|----------|
| Name of Shareholder  | Name of PAC | No of shares | Holding% |
|  |             |              |          |
| <b>Total:</b>  |             | <b>0</b>     | <b>0</b> |

| Details of Shares which remain unclaimed may be given hear along with details such as number of shareholders, outstanding shares held in demat/unclaimed suspense account |              |
|---|--------------|
| No of Shareholders  | No of shares |
| 22  | 1161         |

For Dynamatic Technologies Limited



Naveen Chandra. P  
 Head-Legal, Compliance & Company Secretary