

Format of Holding of Specified securities

1. Name of Listed Entity: DYNAMATIC TECHNOLOGIES LIMITED
2. Scrip Code/Name of Scrip/Class of Security: BSE- 505242 NSE- DYNAMATECH
3. Share Holding Pattern Filed under: Reg.31(1)(b)
 - a. if under 31(1)(b) then indicate the report for quarter ending - 31-12-2015
 - b. if under 31(1)(c) then indicate date of allotment/extinguishment - NA

4. Declaration : The Listed entity is required to submit the following declaration to the extent of submission of information:

	Particulars	YES / NO *
a	Whether the Listed Entity has issued any partly paid up shares	No
b	Whether the Listed Entity has issued any Convertible Securities or Warrants?	No
c	Whether the Listed Entity has any shares against which depository receipts are issued?	No
d	Whethere the Listed Entity has any shares in locked-in?	YES
e	Whethere any shares held by promoters are pledge or otherwise encumbered?	YES

*if the Listed Entity selects the option 'NO' for the questions above, the columns for the partly paid up shares, Outstanding Convertible Securities/Warrants, depository receipts, locked-in shares, No of shares pledged or otherwise encumbered by promoters, as applicable, shall not be displayed at the time of dissemination on the Stock Exchange website. Also wherever there is 'No' declared by Listed entity in above table the values will be considered as 'Zero' by default on submission of the format of holding of specified securities.

5 The tabular format for disclosure of holding of specified securities is as follows:




For Dynamatic Technologies Limited
 Naveen Chandra.P
 Head-Legal, Compliance & Company Secretary

Table I - Summary Statement holding of specified securities

Category	Category of Shareholder	No of Shareholders	No of fully paid up equity shares held	No of Partly paid-up equity shares held	No of Shares Underlying Depository Receipts	Total No of Shares Held	Shareholding as a % of total no of shares	Number of Voting Rights held in each class of securities			No of Shares Underlying Outstanding convertible securities (Including Warrants)	Shareholding as a % assuming full conversion of convertible Securities (as a percentage of diluted share capital)	Number of Locked in Shares		Number of Shares pledged or otherwise encumbered		Number of equity shares held in dematerialized form	
								No of Voting Rights	Total as a % of (A+B+C)				No.	As a % of total Shares held	No.	As a % of total Shares held		
								Class X	Class Y	Total								
(I)	(II)	(III)	(IV)	(V)	(VI)	(VII)	(VIII)	(IX)			(X)	(XI)	(XII)		(XIII)		(XIV)	
(A)	Promoter & Promoter Group	11	3242245	0	0	3242245	51.13	3242245	0	3242245	51.13	0	51.13	626740	19.33	1010000	31.15	3242245
(B)	Public	10060	3099198	0	0	3099198	48.87	3099198	0	3099198	48.87	0	48.87	0	0.00	NA	NA	2948787
(C)	Non Promoter-Non Public																	
(C1)	Shares underlying DRs	0	0	0	0	0	NA	0	0	0	0.00	0	NA	0	0.00	NA	NA	0
(C2)	Shares held by Employes Trusts	0	0	0	0	0	0.00	0	0	0	0.00	0	0.00	0	0.00	NA	NA	0
	Total:	10071	6341443	0	0	6341443	100.00	6341443	0	6341443	100.00	0	100.00	626740	19.33	1010000	31.15	6191032

For Dynamatic Technologies Limited



Naveen Chandra.P
Head-Legal, Compliance & Company Secretary

Table II - Statement showing shareholding pattern of the Promoter and Promoter Group

Category	Category & Name of the Shareholder	PAN	No of Shareholders	No of fully paid up equity shares held	No of Partly paid-up equity shares held	No of Shares Underlying Depository Receipts	Total No of Shares Held (IV+V+VI)	Shareholding as a % of total no of shares (A+B+C2)	Number of Voting Rights held in each class of securities			No of Shares Underlying Outstanding convertible securities (Including Warrants)	Shareholding as a % assuming full conversion of convertible Securities (as a percentage of diluted share capital)	Number of Locked in Shares	Number of Shares pledged or otherwise encumbered	Number of equity shares held in dematerialized form			
									No of Voting Rights			Total as a % of (A+B+C)		No.	As a % of total Shares	No.	As a % of total Shares held		
									Class X	Class Y	Total								
	(I)	(II)	(III)	(IV)	(V)	(VI)	(VII)	(VIII)	(IX)			(X)	(XI)	(XII)	(XIII)	(XIV)			
(1)	Indian																		
(a)	Individuals - Promoter		3	777617	0	0	777617	12.26	777617	0	777617	12.26	0	12.26	338440	43.52	380000	48.87	777617
	UDAYANT MALHOUTRA	ADKPM5097J	2	772679	0	0	772679	12.18	772679	0	772679	12.18	0	12.18	338440	43.80	380000	49.18	772679
	Individuals - Promoter Group																		
	BAROTA MALHOUTRA	AASPM5265H	1	4938	0	0	4938	0.08	4938	0	4938	0.08	0	0.08	0	0.00	0	0.00	4938
(b)	Central Government/State Government(s)		0	0	0	0	0	0.00	0	0	0	0.00	0	0.00	0	0.00	0	0.00	0
(c)	Financial Institutions/Banks		0	0	0	0	0	0.00	0	0	0	0.00	0	0.00	0	0.00	0	0.00	0
(d)	Any Other- Promoter Group		8	2464628	0	0	2464628	38.87	2464628	0	2464628	38.87	0	38.87	288300	11.70	630000	25.56	2464628
	CHRISTINE HODEN (INDIA) PVT LTD	AAACC8530G	1	100	0	0	100	0.00	100	0	100	0.00	0	0.00	0	0.00	0	0.00	100
	GREENEARTH BIOTECHNOLOGIES LTD	AAACG7261Q	1	22927	0	0	22927	0.36	22927	0	22927	0.36	0	0.36	0	0.00	0	0.00	22927
	JKM HOLDINGS PRIVATE LIMITED	AAACJ0941L	1	912538	0	0	912538	14.39	912538	0	912538	14.39	0	14.39	0	0.00	0	0.00	912538
	JKM OFFSHORE INDIA PVT LTD	AAACJ0942K	1	442071	0	0	442071	6.97	442071	0	442071	6.97	0	6.97	0	0.00	0	0.00	442071
	PRIMELLA SANITARY PRODUCTS PVT LTD	AAACP2124K	1	100	0	0	100	0.00	100	0	100	0.00	0	0.00	0	0.00	0	0.00	100
	UDAYANT MALHOUTRA AND COMPANY PRIVATE LIMITED	AAACU7163R	1	642011	0	0	642011	10.12	642011	0	642011	10.12	0	10.12	0	0.00	480000	74.77	642011
	VITA PRIVATE LTD	AAACV3836A	1	100	0	0	100	0.00	100	0	100	0.00	0	0.00	0	0.00	0	0.00	100
	WAVELL INVESTMENTS PRIVATE LIMITED	AAACW0598C	1	444781	0	0	444781	7.01	444781	0	444781	7.01	0	7.01	288300	64.82	150000	33.72	444781
	Sub-Total (A)(1)		11	3242245	0	0	3242245	51.13	3242245	0	3242245	51.13	0	51.13	626740	55.22	1010000	74.43	3242245
(2)	Foreign																		
(a)	Individuals (Non-Resident Individuals/Foreign Individuals)		0	0	0	0	0	0.00	0	0	0	0.00	0	0.00	0	0.00	0	0.00	0
(b)	Government		0	0	0	0	0	0.00	0	0	0	0.00	0	0.00	0	0.00	0	0.00	0
(c)	Institutions		0	0	0	0	0	0.00	0	0	0	0.00	0	0.00	0	0.00	0	0.00	0
(d)	Foreign Portfolio Investor		0	0	0	0	0	0.00	0	0	0	0.00	0	0.00	0	0.00	0	0.00	0
(e)	Any Other		0	0	0	0	0	0.00	0	0	0	0.00	0	0.00	0	0.00	0	0.00	0
	Sub-Total (A)(2)		0	0	0	0	0	0.00	0	0	0	0.00	0	0.00	0	0.00	0	0.00	0
	Total Shareholding of Promoter and Promoter Group (A)=(A)(1)		11	3242245	0	0	3242245	51.13	3242245	0	3242245	51.13	0	51.13	626740	55.22	1010000	74.43	3242245



For Dynamatic Technologies Limited

 Naveen Chandra.P
 Head-Legal, Compliance & Company Secretary

Table III - Statement showing shareholding pattern of the Public shareholder

Cate gory	Category & Name of the Shareholder	PAN	No of Sharehold ers	No of fully paid up equity shares held	No of Partly paid-up equity shares held	No of Shares Underlying Depository Receipts	Total No of Shares Held (IV+V+VI)	Shareholding as a % of total no of shares (A+B+C2)	Number of Voting Rights held in each class of securities			No of Shares Underlying Outstanding convertible securities (Including Warrants)	Shareholding as a % assuming full conversion of convertible Securities (as a percentage of diluted share capital)	Number of Locked in Shares	Number of Shares pledged or otherwise encumbered	Number of equity shares held in dematerial ized form			
									No of Voting Rights								Total as a % of (A+B+C)		
									Class X	Class Y	Total								
(I)	(II)	(III)	(IV)	(V)	(VI)	(VII)	(VIII)	(IX)	(X)	(XI)	(XII)	(XIII)	(XIV)						
(1)	Institutions																		
(a)	Mutual Funds		14	648271	0	0	648271	10.22	648271	0	648271	10.22	0	10.22	0	0.00	NA	NA	637768
	HDFC TRUSTEE COMPANY LIMITED - HDFC TAX SAVERFUND	AAATH1809A	5	416436	0	0	416436	6.57	416436	0	416436	6.57	0	6.57	0	0.00	NA	NA	416436
	SBI MAGNUM MULTIPLIER FUND	AABTS6407Q	3	159525	0	0	159525	2.52	159525	0	159525	2.52	0	2.52	0	0.00	NA	NA	159525
(b)	Venture Capital Funds		0	0	0	0	0	0.00	0	0	0	0.00	0	0.00	0	0.00	NA	NA	0
(c)	Alternate Investment Funds		0	0	0	0	0	0.00	0	0	0	0.00	0	0.00	0	0.00	NA	NA	0
(d)	Foreign Venture Capital Investors		0	0	0	0	0	0.00	0	0	0	0.00	0	0.00	0	0.00	NA	NA	0
(e)	Foreign Portfolio Investors		19	918603	0	0	918603	14.49	918603	0	918603	14.49	0	14.49	0	0.00	NA	NA	918603
	GOLDMAN SACHS INDIA FUND LIMITED	AADCG0260C	1	179011	0	0	179011	2.82	179011	0	179011	2.82	0	2.82	0	0.00	NA	NA	179011
	ALCHEMY INDIA LONG TERM FUND LIMITED	AAGCA9209G	1	125001	0	0	125001	1.97	125001	0	125001	1.97	0	1.97	0	0.00	NA	NA	125001
	SAMENA SPECIAL SITUATIONS MAURITIUS	AAOCS5502Q	1	467455	0	0	467455	7.37	467455	0	467455	7.37	0	7.37	0	0.00	NA	NA	467455
(f)	Financial Institutions/Banks		5	4967	0	0	4967	0.08	4967	0	4967	0.08	0	0.08	0	0.00	NA	NA	4967
(g)	Insurance Companies		0	0	0	0	0	0.00	0	0	0	0.00	0	0.00	0	0.00	NA	NA	0
(h)	Provident Funds/Pension Funds		0	0	0	0	0	0.00	0	0	0	0.00	0	0.00	0	0.00	NA	NA	0
(i)	Any Other																		
	Sub Total (B)(1)		38	1571841	0	0	1571841	24.79	1571841	0	1571841	24.79	0	24.79	0	0.00	NA	NA	1561338
(2)	Central Government/State Government(s)/President of India		0	0	0	0	0	0.00	0	0	0	0.00	0	0.00	0	0.00	NA	NA	0
	Sub Total (B)(2)		0	0	0	0	0	0.00	0	0	0	0.00	0	0.00	0	0.00	NA	NA	0
(3)	Non-Institutions																		
(a)	i. Individual shareholders holding nominal share capital up to Rs		9448	942458	0	0	942458	14.86	942458	0	942458	14.86	0	14.86	0	0.00	NA	NA	805135
	ii. Individual shareholders holding nominal share capital in excess of Rs		3	264000	0	0	264000	4.16	264000	0	264000	4.16	0	4.16	0	0.00	NA	NA	264000
	MUKUL MAHAVIR PRASAD AGRAWAL	AAFP44859G	1	100000	0	0	100000	1.58	100000	0	100000	1.58	0	1.58	0	0.00	NA	NA	100000
	LASHIT SANGHVI	AAHPS6774J	1	82000	0	0	82000	1.29	82000	0	82000	1.29	0	1.29	0	0.00	NA	NA	82000
	NEHA SANGHVI	ABWPS9204P	1	82000	0	0	82000	1.29	82000	0	82000	1.29	0	1.29	0	0.00	NA	NA	82000
(b)	NBFCs Registered with RBI		1	3496	0	0	3496	0.06	3496	0	3496	0.06	0	0.06	0	0.00	NA	NA	3496
(c)	Employee Trusts		0	0	0	0	0	0.00	0	0	0	0.00	0	0.00	0	0.00	NA	NA	0
(d)	Overseas Depositories (Holding DRs)(Balancing figure)		0	0	0	0	0	0.00	0	0	0	0.00	0	0.00	0	0.00	NA	NA	0
(e)	Any Other																		
	TRUSTS		2	3801	0	0	3801	0.06	3801	0	3801	0.06	0	0.06	0	0.00	NA	NA	3801
	NON RESIDENT INDIANS		141	22469	0	0	22469	0.35	22469	0	22469	0.35	0	0.35	0	0.00	NA	NA	22403
	CLEARING MEMBERS		38	1319	0	0	1319	0.02	1319	0	1319	0.02	0	0.02	0	0.00	NA	NA	1319
	BODIES CORPORATES		389	289814	0	0	289814	4.57	289814	0	289814	4.57	0	4.57	0	0.00	NA	NA	287295
	Sub Total (B)(3)		10022	1527357	0	0	1527357	24.09	1527357	0	1527357	24.09	0	24.09	0	0.00			1387449
	Total Public Shareholding (B) = (B)(1)+(B)(2)+(B)(3)		10060	3099198	0	0	3099198	48.87	3099198	0	3099198	48.87	0	48.87	0	0.00			2948787

For Dynamatic Technologies Limited




Naveen Chandra. P

Head-Legal, Compliance & Company Secretary

Table IV - Statement showing shareholding pattern of the Non Promoter - Non Public Shareholder

Category	Category & Name of the Shareholder	PAN	No of Shareholders	No of fully paid up equity shares held	No of Partly paid-up equity shares held	No of Shares Underlying Depository Receipts	Total No of Shares Held (IV+V+VI)	Shareholding as a % of total no of shares (A+B+C2)	Number of Voting Rights held in each class of securities			No of Shares Underlying Outstanding convertible securities (Including Warrants)	Shareholding as a % assuming full conversion of convertible Securities (as a percentage of diluted share capital)	Number of Locked in Shares	Number of Shares pledged or otherwise encumbered	Number of equity shares held in dematerialized form			
									Class X	Class Y	Total								
	(I)	(II)	(III)	(IV)	(V)	(VI)	(VII)	(VIII)	(IX)			(X)	(XI)	(XII)	(XIII)	(XIV)			
(1)	Custodian/DR Holder		0	0	0	0	0	0.00	0	0	0	0.00	0	0.00	0	0.00	NA	NA	0
(2)	Employee Benefit Trust (under SEBI(Share based Employee Benefit) Regulations 2014)		0	0	0	0	0	0.00	0	0	0	0.00	0	0.00	0	0.00	NA	NA	0
	Total Non-Promoter-Non Public Shareh		0	0	0	0	0	0.00	0	0	0	0.00	0	0.00	0	0.00			0

For Dynamatic Technologies Limited



Naveen Chandra.P
Head-Legal, Compliance & Company Secretary